

# Maddie's<sup>®</sup> Tail Wag



**An activity book for  
young children**

Dear Parents and Teachers,

***Maddie's® Tail Wag*** is a collection of activities and coloring pages for animal lovers 6 years old and under. The pages were inspired by a Miniature Schnauzer named Maddie, a frisky, energetic, loyal and loving companion of Cheryl and Dave Duffield, founders of Maddie's Fund®.

The pages are intended to be both fun and educational. While youngsters work on basics like shapes, colors and numbers, Maddie and her cartoon animal shelter friends help teach kids about basic pet care and the joy of having shelter animals as pets.

We hope you and your child enjoy these activities.

Sincerely,  
The Maddie's Fund® Team

***Maddie's® Tail Wag*** was written and illustrated by Laurie Peek, DVM, Maddie's Fund Executive Leadership Team

Hi, my name is Maddie and I'm a dog.  
I'm here to teach you about pet care  
with help from my friends at the animal  
shelter.



**This coloring book belongs to:**

---

## **Pets are part of the family**

There are many different kinds of pets to have in a family. And there are many different places to find new family pets. Maddie's favorite place to find a new friend is the animal shelter.




**Name the different kinds of pets Maddie made friends with at the animal shelter.**



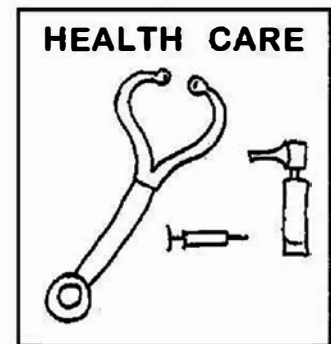



## What we get from our pets

Having a pet is very rewarding. Color in the pictures below showing some of the many rewards we get from having a pet.



# Basic needs

All pets depend on us to take good care of them whether they are in our home or at the animal shelter. In return for good care, our pets offer us a lifetime of friendship and love. Under the pictures below, color in the hand print of what you need, and then color in the paw print of what a pet needs.




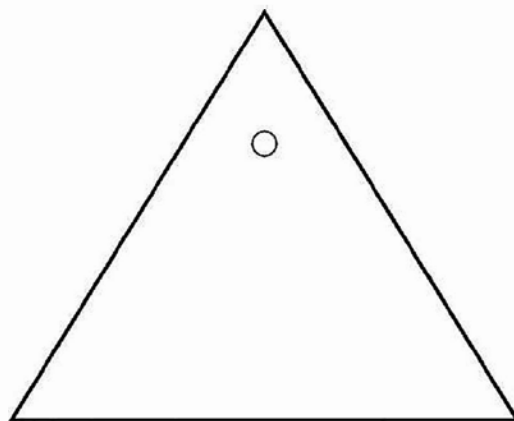
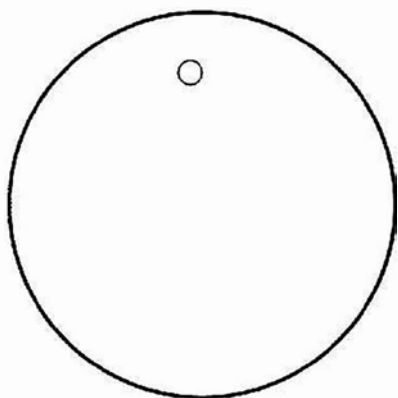


How many places did you color in both the hand print and the paw print?


Answer: 6

# ID Tags


It is important for a pet to wear an ID tag on his or her collar. Do you know why? It is how people know to whom the pet belongs. A lost pet can be found if he is wearing an ID tag. ID tags come in many shapes and colors. Name the shapes of the ID tags below, then color them in.



**Maddie needs an ID tag on her collar.  
Can you help make her one?**




**Color in the ID tag below with your favorite color. When you are finished, with help from an adult, carefully cut out the ID tag and glue or tape it on Maddie's collar.**





**As well as a pet's NAME, what other kinds of information are important to put on an ID tag?**

**Answer: Address and phone number**





**Maddie's friend Max the cat is lost.  
Can you help Maddie find him?**



**How did you know which cat was Max?**

# Health care

Pets need regular check-ups by a veterinarian. A veterinarian is a doctor who takes care of animals. A veterinarian will examine a pet to make sure he or she is healthy. They may also give pets a shot to help keep them from getting sick. Veterinarians are very good at giving advice on how to take care of pets.

A veterinarian will check Maddie for good health by examining her ears, eyes, nose, mouth, chest, fur, paws and tummy. Draw a line to these areas on Maddie.

**EARS**

**EYES**

**MOUTH**

**CHEST**

**FUR**

**PAW**

**TUMMY**



# When to call the Doctor

Color in the hand print when a person should visit the doctor.  
Color in the paw print when a pet should visit the veterinarian.

Yearly check up:  

Yucky cough:  

Painful limp:  

Bleeding from a bad cut:  

Shots to stay healthy:  

Painful ear:  

How many places did you color in both the hand print and the paw print?

Answer: 6

## Spay and neuter

It is good to have pets spayed or neutered. Spaying and neutering helps pets to live longer, healthier lives and to behave better. Spaying and neutering pets also helps stop unwanted litters. Veterinarians do the surgery. Boy pets are neutered. Girl pets are spayed.



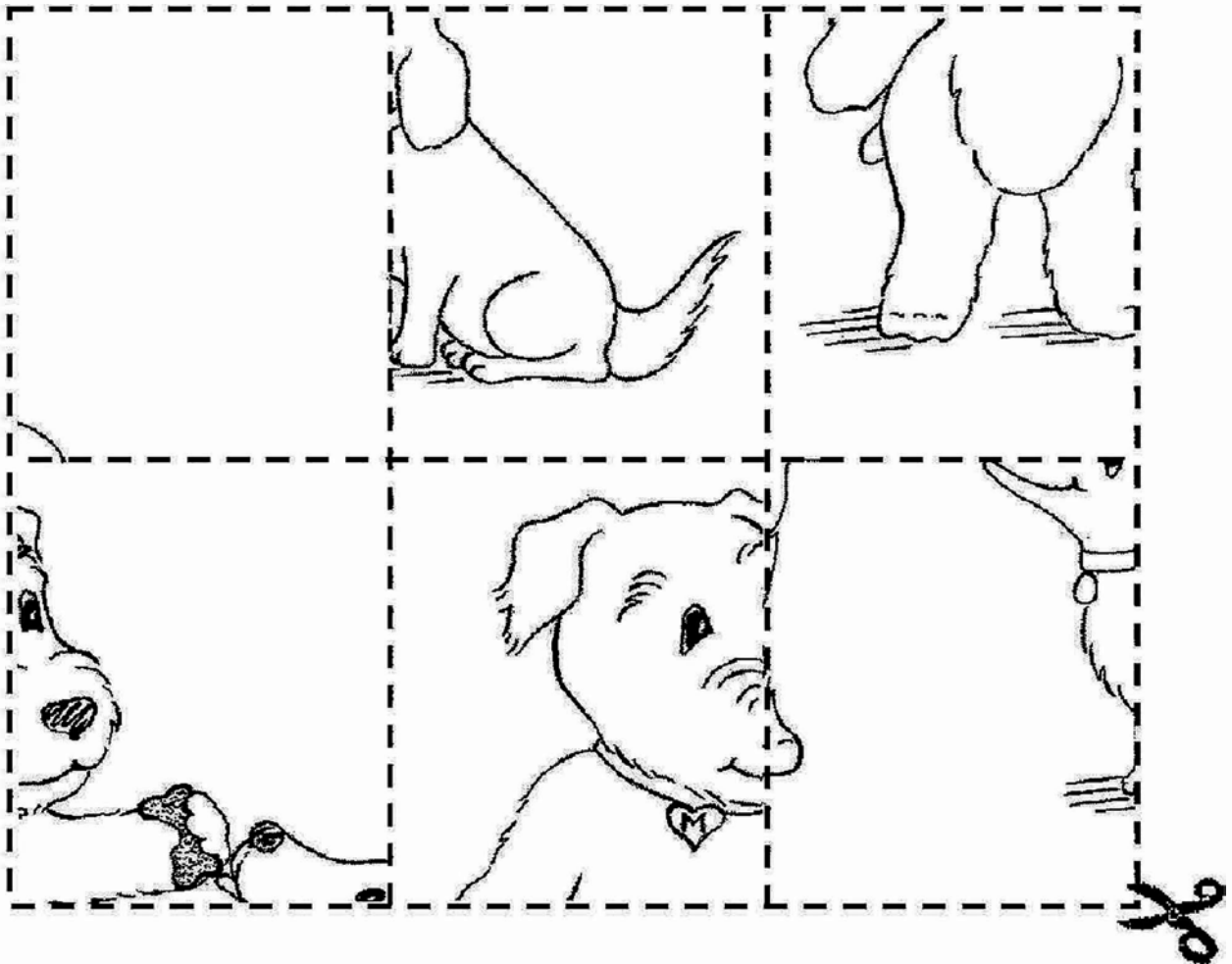
**Spay and Neuter for Life!**

# School is for the dogs!


You go to school to learn. Dogs can go to school, too! It is called dog training. Going to school is very good for you and your dog! Dog training teaches dogs how to behave and have good manners. It is good for everyone to have good manners.

## What is Maddie teaching Jessie to do?

With help from an adult,  
cut out each square and arrange them to find out.



Answer: To sit





# Good manners

When you would like something, it is good manners for you to say PLEASE. When a dog would like something, it is good manners for him or her to SIT. Color in the paw print when it is good manners for a dog to sit.

Before feeding:



Before chasing a ball:



Before getting a treat:



Before having a leash put on:



Before going outside:



Before getting a hug:



How many places did you color in the paw print?

# Treats for dogs

**Maddie's® Magic Cheesy Treats\*** are homemade dog treats that are fun to make and yummy for your dog to eat. Your dog will enjoy practicing his good manners if you offer him a treat as a reward. With help from an adult,\*\* follow the recipe below to make Maddie's® Magic Cheesy Treats. Try making them into many different shapes.

## Here is what you need:

- 1 Cup flour
- $\frac{1}{4}$  Cup corn meal
- $\frac{1}{4}$  Cup vegetable shortening
- $\frac{1}{4}$  Teaspoon baking powder
- $\frac{1}{4}$  Teaspoon salt (or garlic salt)
- $\frac{1}{2}$  Cup shredded cheddar cheese
- 4  $\frac{1}{2}$  Tablespoons milk

## Directions:

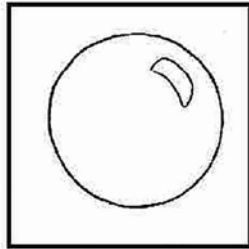
Preheat the oven to 425 degrees. Put all the ingredients together in a medium sized bowl. Mix using a spoon at first to stir in the milk, and then switch to mixing with hands. You can add a few more drops of milk if the dough is too crumbly and not holding together, but the dough should not be too sticky. Form 1 inch thick shapes (about 1 inch in diameter) with your hands and place them on a lightly greased cookie sheet. Bake the treats on the middle oven shelf for 5 to 10 minutes (or until lightly browned). Let them cool for 15 minutes before serving. Enjoy!

\*Do not give your pet too many treats at one time, and do not give these treats to any pets or persons with intolerance to wheat and/or dairy. The treats will stay fresher longer if stored in an airtight container.

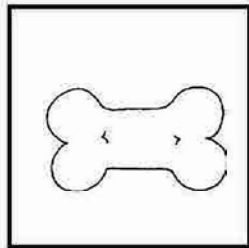
\*\*For safety's sake, adults should always be on hand to supervise and assist children with food preparation and cooking activities.

# Toys are fun!


Do you like to play with toys? Dogs and cats enjoy playing with toys too! Name the different shaped toys then draw a line from the shape to its name.




Half-Circle




Heart




Bone



Circle



Star



Glue  
Picture  
Here




Glue  
Picture  
Here



Glue  
Picture  
Here


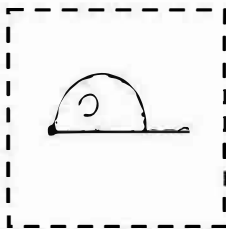

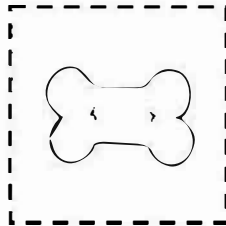
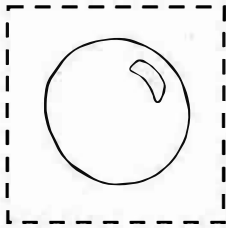


Glue  
Picture  
Here




Glue  
Picture  
Here

Help Maddie share her toys with her animal shelter friends on the opposite page. Which toy do you think each animal might like best? Color the toys, then have an adult help you cut them out. Glue or tape the toys below each pet.




**Maddie says “It’s fun to share!”**






**Maddie is dreaming about her favorite toy.**

**Find out what Maddie's favorite toy is by connecting the dots.**



**Answer: Squeaky duck**



## Find the toys

Can you find the toys Maddie shared with her cat friends? How many of each kind of toy can you find? Circle the number below the toy. Playing with shelter cats is a great way to get them ready for new loving homes!



1 2 3



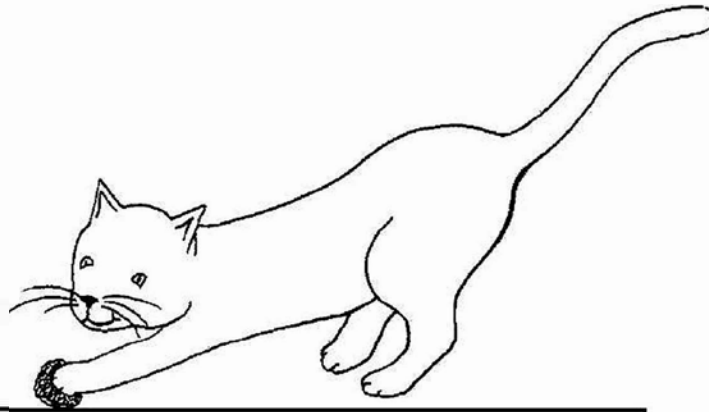
1 2 3



1 2 3

# Toys for cats

Playing is an excellent way to exercise and stay in shape. Follow the directions below to make a fun toy for you to share with your cat.



**Here is what you need:**

A plain sheet of  
8½" x 11" paper

## Directions:

Using your hands, crumple the paper into a tight ball and squish it between your hands until it is as small as you can make it. Have an adult check it to make sure there are no sharp edges on it. Quietly approach your cat and gently roll the paper ball across the floor in front of him. See how much fun your cat will have chasing the paper ball.



If you don't have a family cat, you can still make a paper ball and donate it to the local animal shelter. Shelter cats also enjoy playing with paper balls!

Try this fun activity. Match the letters in the word “ADOPT” to the letters on the other side of the page. Try sounding the letters out. Do you know what “ADOPT” means?

**A**

**D**

**O**

**P**

**T**

**P**


**T**

**A**

**O**

**D**

## Connect the dots



Maddie has many friends that are animal shelter pets. These friends are waiting for a new, loving \_\_\_\_\_.

Connect the dots and find out what they are waiting for.

Answer: HOME

**Shelter animals make great pets!**

**Draw a picture of your favorite kind of pet.**



**Your name** \_\_\_\_\_ **Age** \_\_\_\_\_



# Friends for life!



Hello, my name is Maddie  
I'm a dog, as you can see  
I volunteer at the animal shelter  
There's no place I'd rather be

I make lots of friends here  
They come in all shapes and sizes  
All here for a second chance  
At happy, long-lived lives


Why are they here, you ask?  
The reasons abound  
Maybe they were lost  
Just waiting to be found  
Maybe they were homeless  
And wandering about  
Regardless of the reason  
They are brave and do not pout

The place they've come is an animal shelter  
That gives my friends a chance  
To find a new and loving home  
A place they will enhance

Although their stay is temporary  
I get to know them well  
These animals are my friends, you see  
"Friends for life" I tell



So when the time comes  
For an addition  
To your family  
Consider first the animal shelter  
For uniqueness and quality





## Maddie's Fund

### WHAT IS MADDIE'S FUND®?

Maddie's Fund is a family foundation created in 1994 by Workday co-founder Dave Duffield and his wife, Cheryl, who have endowed the Foundation with more than \$300 million. Since then, the foundation has awarded more than \$187.8 million in grants toward increased community lifesaving, shelter medicine education and pet adoptions across the U.S. The Duffields named Maddie's Fund after their Miniature Schnauzer, Maddie, who made them laugh and gave them comfort. Maddie was with Dave and Cheryl from 1987 - 1997 and continues to inspire them today.

Maddie's Fund is the fulfillment of a promise to an inspirational dog, investing its resources to create a no-kill nation where every dog and cat is guaranteed a healthy home or habitat. #ThanksToMaddie.



**This is a photo of the Miniature Schnauzer named Maddie. Thanks to Maddie, shelter animals throughout the country are getting new opportunities to find loving homes in which they, too, may share in the joy, love and companionship that Dave and Cheryl Duffield, founders of Maddie's Fund®, enjoyed with Maddie.**

# Maddie's® Tail Wag

Produced by Maddie's Fund®

To order in English or Spanish, visit us at:  
[MaddiesFund.org/maddies-tail-wag](http://MaddiesFund.org/maddies-tail-wag)

Maddie's Fund  
Pleasanton, CA 94588  
Tel: 925.310.5450  
[info@maddiesfund.org](mailto:info@maddiesfund.org)  
[www.maddiesfund.org](http://www.maddiesfund.org)

**“Maddie's® Tail Wag is such a hit that I have teachers, school principals, Girl Scout troops and other groups calling to get them. Send more Tail Wags!”**

**— Candice Moore, Maricopa County, Arizona**

**NOT FOR RESALE**



**Maddie's Fund**

*The Maddie's Fund® mission is to revolutionize the status and well-being of companion animals.*