

# Maddie's<sup>®</sup> Tail Wag



AN ACTIVITY BOOK FOR AGES 7-10





Hello, my name is Maddie.

With your help, two lost pets  
can find their way home.


Follow me!

Wiggle the dog and Waggle the cat are siblings. Playing in their backyard they found a gate ajar and decided to explore their community. As it became dark, they lost their way home, so they spent the night in a quiet, protected area under a bridge. They took care of each other until one day, a humane officer found them and took them to the Animal Resource Center.



## DOT TO DOT

Follow the dots and see if you can find Wiggle and Waggle.



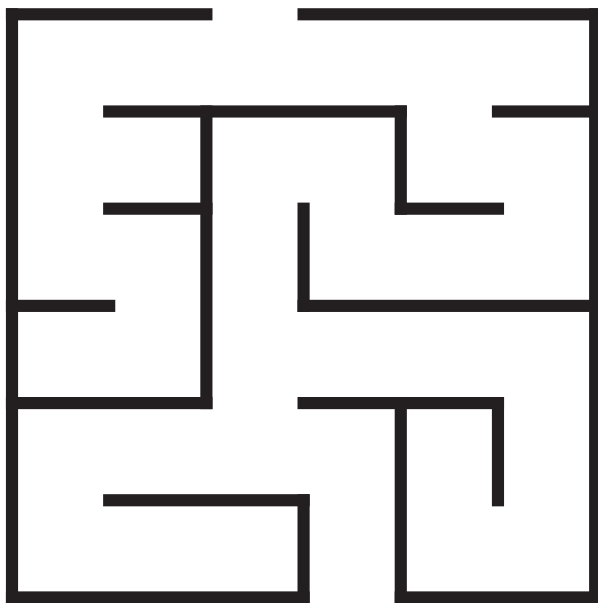
Once they arrive, Wiggles are sent to a foster home of a nice boy named Alex. Unfortunately, there isn't a foster home available for Waggle and she is put into a cage.

# MAZE

See how being in a foster home is fun and life is easy, but being in a cage is sad and life is hard by trying to solve these mazes.




FOSTER MAZE (EASY)



Help me get out!




SHELTER MAZE (HARD)



# CROSSWORD PUZZLE

## TAKING CARE OF PETS



### ACROSS

2. \_\_\_\_\_ - \_\_\_\_ after your animal when they make a mess.
4. \_\_\_\_ your animal to give them exercise.
6. Washing (or bathing) and brushing your pet is also called \_\_\_\_\_ing them.

### DOWN

1. \_\_\_\_\_ your animal good manners.
2. Put a \_\_\_\_\_ and ID tag on your animal.
3. \_\_\_\_ with your animal for entertainment.
5. Give your animal \_\_\_\_ so they don't get hungry.




Back at Alex's foster home, Alex is searching Lost Dog posts on social media and posting Found Dog on each of them. Alex is also trying to reassure Wiggle with his homemade treats.

# ALEX'S DOG TREAT RECIPE

## INGREDIENTS:

1 Cup Flour (or ½ Cup Flour with ½ Cup Rolled Oats)  
1/2 Cup Canned Pumpkin  
1/3 Cup Peanut Butter



## INSTRUCTIONS:

Mix ingredients together in a bowl using your hands and form into a big solid ball.  
Makes one dozen treats.

### Options for making treats:

1. For shaped treats: Roll dough out to ¼ inch thickness, then cut out shapes using a cookie cutter and place on an ungreased cookie sheet and bake at 350 degrees F for 10 to 15 minutes or until lightly brown on top.
2. For big dogs: Collect about a ½ inch ball-sized amount of dough. Using your hands, roll the dough into a ball, then smush down onto an ungreased cookie sheet using a spoon or a fork to about ¼ inch thickness. Bake at 350 degrees F for 15 minutes or until lightly brown on top.
3. For small dogs (or big dogs on a diet): Collect about a pea-sized amount of dough. Roll dough into a small ball using your hands, then smush down the ball with the tip of your finger to flatten in and place on an ungreased cookie sheet. Bake at 350 degrees F for 10 minutes or until lightly brown on top.

After the cookies are done baking, make sure the treats cool completely before sharing them with your dog.

# FOSTER FUN WORD SEARCH

D	P	G	Z	L	B	E	I	V	A	O	P	F	D	Y	N	L	V
O	P	R	T	C	U	T	E	L	O	V	E	S	S	O	H	T	R
G	X	R	S	A	V	E	T	H	E	M	V	T	O	A	W	R	I
Q	D	E	Q	M	A	D	D	I	E	S	F	U	N	D	U	I	S
D	A	N	I	M	A	L	S	C	K	F	L	U	F	F	Y	A	H
L	K	D	L	B	R	O	X	R	B	Q	C	R	C	A	R	E	E
R	W	S	A	L	O	B	Z	W	K	I	T	T	E	N	S	X	L
A	F	F	E	C	T	I	O	N	F	B	C	B	I	O	Y	Y	T
M	U	H	C	N	E	F	G	X	J	P	P	V	J	E	E	X	E
N	A	O	J	X	H	S	P	U	P	P	I	E	S	L	D	H	R
J	T	O	Y	S	B	S	U	C	E	Z	X	Y	F	C	A	T	K
H	F	O	S	T	E	R	K	A	D	O	P	T	B	I	C	D	A

adopt

affection

animals

care

cat

cute

dog

fluffy

foster

kittens

love

maddies fund

puppies

save them

shelter

toys



Wiggle is usually a very happy dog, but today, Wiggle is acting strangely. Can you help Alex figure out what is going on with Wiggle?



## WORD SCRAMBLE

I I S M S Y M S S I E R T W G G A E L

I W H I W S E W C U D L O E B  
T G E G E O T T A N A A I G





Back at the Animal Resource Center,  
Waggle is sad and misses her brother. On top of  
this, she catches a cold from the other cats there,  
but the Animal Resource Center is here to help.  
They provide her with warm bedding, medical care  
and play time to cheer her up.



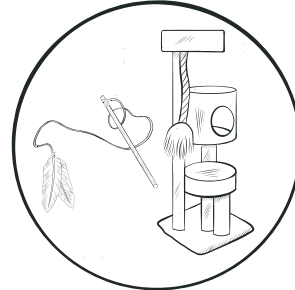

## MATCH GAME

Match Waggle with the appropriate care.


Ahh Choo!



I'm Bored



I'm Cold



# HOW TO MAKE A CAT TOY

## MATERIALS:

- 1 shoe lace
- 1 feather

## INSTRUCTIONS:

1. Tie shoe lace around feather.
2. Play by waving in front of the cat

### ADD ON - OPTION 1:

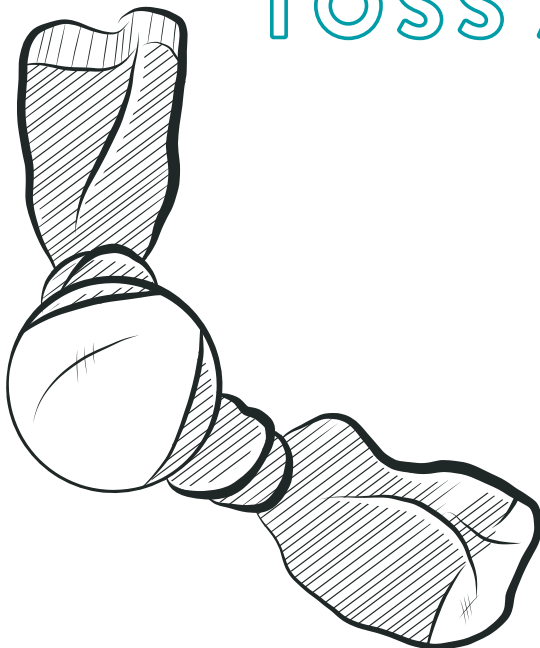
Additional materials: A Straw, chopstick or wooden skewer

### OPTION 1 INSTRUCTIONS:

3. Tape other end of the shoe lace to the straw /chopstick /skewer
4. Play! (same way as before)



# BALL & SOCK TOSS AND TUG TOY



## MATERIALS:

- 1 Old sock, with heel if possible
- 1 Tennis ball


## INSTRUCTIONS:

1. Tie a knot in the sock just below the heel.
2. Place ball into sock
3. Tie a knot just above the ball
4. Play! (same way as before)


# GRID COPY DRAWING



Once Alex figures out that Wiggle and Waggle are family, he and Wiggle immediately go to the Animal Resource Center to find Waggle and foster her, too.



Draw us inside  
our new home!




Alex takes lots of fun pictures of Wiggle and Waggle together and updates his Lost Dog posts on social media. He also puts up Lost Dog & Cat posters around the area where Wiggle and Waggle were found. After a day, Wiggle and Waggle's family came to get them!



## COLOR DRAWING

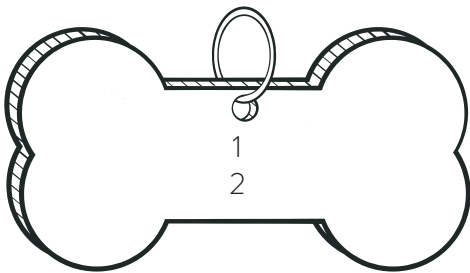

Color in the photos so Wiggle and Waggle's family will recognize them.



# WHAT SHOULD AN ID TAG SAY?

Unscramble the words to find out!

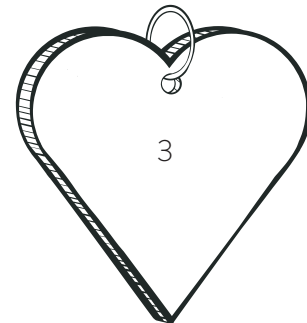
After reuniting with Wiggle and Waggle, their family bought ID tags and collars for them so they could be brought back home in case they ever got lost again.



FRONT:

1. N \_ \_ \_  
A E M N

2. D \_ \_ \_ E \_ \_  
S D E R D A S










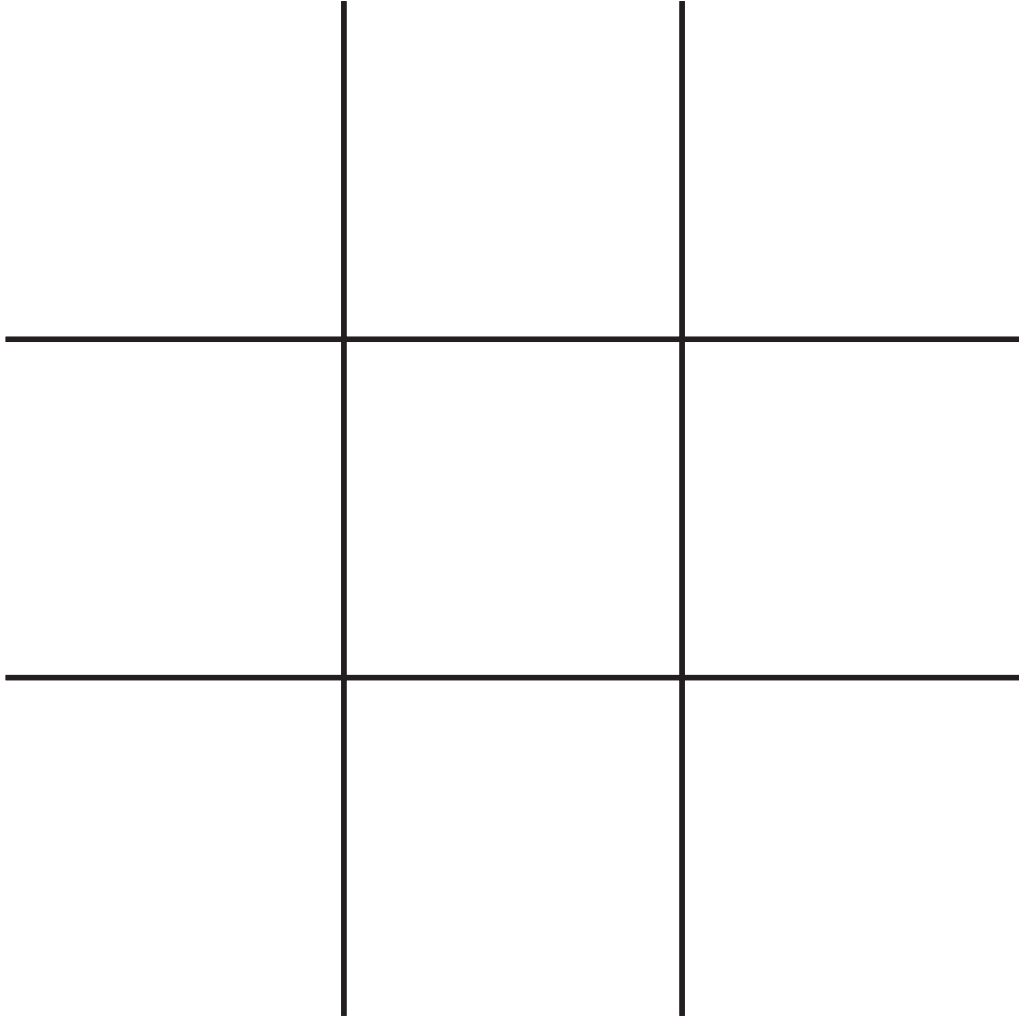


BACK:

3. P \_ \_ \_ \_ \_ U \_ \_ \_ E \_ \_  
O H P N E U B E R N M

# TIC TAC TOE

Cut out the game pieces below to play Tic-Tac-Toe!







# CROSSWORD PUZZLE ANSWERS

ACROSS 2. CLEAN-UP after your animal when they make a mess. 4. WALK your animal to give them exercise.  
6. Washing (or bathing) and brushing your pet is also called GROOMing them.

DOWN 1. TEACH your animal good manners. 2. Put a COLLAR and I.D. tag on your animal.  
3. PLAY with your animal for entertainment. 5. Give your animal FOOD so they don't get hungry.

# WORD SCRAMBLE ANSWERS

1. I MISS MY SISTER WAGGLE
2. I WISH WE COULD BE TOGETHER AGAIN

# WHAT SHOULD AN ID TAG SAY? ANSWERS

1. NAME
2. ADDRESS
3. PHONE NUMBER



Maddie was a beloved Miniature Schnauzer whose unconditional love, loyalty and spirit inspired a revolution.

Dave and Cheryl Duffield founded Maddie's Fund® in 1994 to honor their delightfully feisty dog. While playing together in the living room one evening, they made her a promise: If they ever had any money, they would use it to help companion animals and the people who love them so they could experience the same joy they had with Maddie. The rest, as they say, is history.

Dave and Cheryl made good on that promise after successfully launching several technology companies. In their lifetime, they have given more of their personal wealth to animal welfare than any other individuals. All thanks to Maddie.





#### CONTACT US:

6150 Stoneridge Mall Road, Suite 125  
Pleasanton, CA 94588

925.310.5450  
[info@maddiesfund.org](mailto:info@maddiesfund.org)  
[MaddiesFund.org](http://MaddiesFund.org)

#### ACKNOWLEDGEMENTS:

WRITTEN BY:  
Everest Damaschino

CONTRIBUTORS:  
Alexander Peek, Kelly Pelligrini, Katye Ritterbush, Callie Zeifang,  
Allie Ruesink, Lisa Ward, Lynne Fridley,  
Dr. Laurie Peek, Sharon Fletcher, Craig Coryell, Jack Zeifang

©2025